

TI PUNCH

AN OWNER'S EXACTING BRIEF HAS RESULTED IN ONE OF THE MOST CUSTOMIZED OUTER REEF YACHTS TO DATE.

TEXT BY CHRIS CASWELL
PHOTOGRAPHY BY BILLY BLACK



"We wanted a yacht that can go anywhere, anytime," say the owners of the new Outer Reef 86, *Ti Punch*. "And that's exactly what this experienced boating couple christened at the 2013 Fort Lauderdale International Boat Show in October.

Having previously owned an 80-foot European-styled motor yacht, they were ready for a new boating lifestyle that wasn't dictated by weather conditions. Mike Carlson of 26 North Yachts in Fort Lauderdale, Florida, sold their previous yacht and then embarked with them on a search for a long-range cruising yacht, either new or used.

"In the end," says Carlson, "they decided to build new with Outer Reef because this builder was willing to customize the interior to exactly fit their specifications. And, with three sons and a bunch of grandchildren, they had detailed needs."

Carlson brought in Destry Darr Designs, but not just for the usual décor and soft goods. "This was a very interesting project," says Darr, adding, "The owners had really done their research and had a long wish list with

everything from specific features to woods to audio and entertainment systems." With input from the owners and Outer Reef, Darr did the space planning, creating the four-stateroom yacht that she then finished to meet the owners' requested style.

From the outside, *Ti Punch* bears the distinctive Outer Reef DNA of its 73- to 86-footers. She is Hull No. 2 of the 86 model and is based on the 78-foot hull lengthened with a cockpit (which sports a fighting chair). This is no small boat, and with an upswept bow, graceful sheerline and a beam of 21 feet, she exudes strength. There are no frills or geegaws to detract from her purposeful look; from the Portuguese bridge to the high bulwarks and oversized deck drains, everything is about seaworthiness. In keeping with the owners' go-anywhere edict, *Ti Punch* carries 3,500 gallons of fuel for extended range.

Stepping inside from the shaded aft deck you're in a new world more closely akin to a coolly elegant New York penthouse. Gone is the traditional Outer Reef teak interior; the teak-and-holly soles, the built-in furni-



this page
The only interior dining area aboard is in the pilothouse and is easily serviced by the galley just aft (below). A partition dividing the spaces can be lowered to unite the main deck or raised to allow ease of running at night.



ture. Instead, the owners drew from the European look of their previous yacht and replaced the teak with beechwood and American walnut for warmth and lightness. Custom furniture, muted upholstery and discreet lighting all contribute to a Zen-like calmness, and even the galley and pilothouse soles reflect that serenity with Amtico vinyl in a gray-washed oak for easy maintenance.

Darr massaged the standard Outer Reef three-stateroom layout to create four comfortably sized staterooms to accommodate a large family and guests. But the first changes visitors will notice are in the salon, where a granite-topped wet-bar in the port aft corner is a carry-over from the owners' previous yacht. Situated to easily serve both the salon guests and those enjoying al fresco dining around the aft deck table, the walnut and brushed aluminum bar is unique to this Outer Reef. The salon layout was reversed, with the wraparound couch facing aft toward the corner-mounted television, and a second couch opposite for entertaining.

The galley is a symphony of gray and stainless with perfectly match-

ing granite counters and cabinetry finished in glossy acrylic gray. It features a full array of Bosch appliances and sweeping views both fore and aft, so whoever draws the chef straw won't feel left out of the party. And, for running at night, a hi-lo bulkhead rises to block light into the pilothouse. If everyone is on the flybridge, a dumbwaiter makes food and drink service painless.

The pilothouse is the one space on the main deck where *Ti Punch* is identifiable as an Outer Reef, with a pair of Stidd pedestal chairs facing a clean and ergonomic dash with three monitors and everything from the thruster joysticks to the Furuno controls within the skipper's easy reach. Two thoughtful items: the air conditioning ducts are vented so they won't mist up the windshield and a cowling at the top of the dash prevents reflections into the windscreen from the monitors. The pilothouse is welcoming to guests, too, with a large granite table and wrap-around seating. This is the yacht's only interior dining space, which allows more space in both the galley and salon.



these pages
A departure for Outer Reef, *Ti Punch*'s interior is New York penthouse meets a Zen-like atmosphere. Destry Darr's space planning turned the general arrangement around in the main salon (left page) to create a more social atmosphere centered around the owner's request for an aft bar. Belowdecks, a fourth bunk cabin accommodates the grandchildren.

Unless you actually used a tape measure, it would be hard to see how Darr and the Outer Reef team managed to fit four staterooms without crowding, but they did. Below, the wood is predominantly beech with inlaid dark trim, and the full-beam master suite is both bright and relaxing. On one side of the centerline berth is a built-in couch with hassock, while the other side has a six-drawer bureau next to a spacious walk-in closet that provides access to the engine room through a watertight door. The master head sports two vessel sinks in an intricately grained

counter, and a large shower is outboard. Just forward along the foyer is the "new" cabin, which is well-suited to grandkids with bunk beds and a seaworthy ladder to reach the upper berth. Across the hall is a large double guest stateroom that has private access to its own head with shower. The forward cabin is as airy as the master with beech joinery and an overhead skylight. There is private access to the en suite head with shower, which also opens to the passageway as a dayhead.

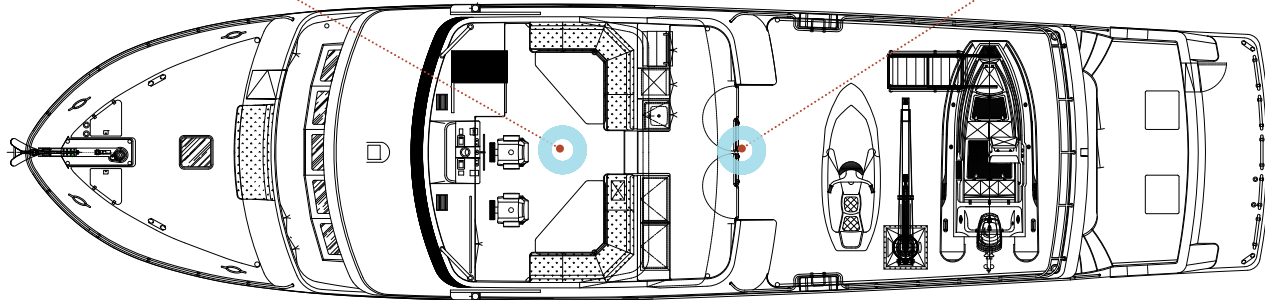
With the captain of the owners' previous yacht joining *Ti Punch* (and participating in the construction process), it's no surprise that the crew quarters are finished to the same standard as the guest areas. The captain's cabin is oversized, a second crew cabin has a Pullman over a lower berth and both cabins share a mess area with dining table and mini-galley. The engine room is quite simply immense, with all systems well spaced for easy access. *Ti Punch* has twin Caterpillar C18 ACERT diesels (1,136 horsepower) as an upgrade from the standard Cat C12s to give a top speed

of more than 17 knots, and the boat is delivered with an array of standard equipment including twin Northern Lights 26kW gensets, a fuel polishing system, TRAC bow and stern thrusters and TRAC stabilizers. Knowing what they wanted and then enlisting a flexible boatbuilder and an interior designer who understood and translated their wishes, the owners of *Ti Punch* now have a yacht that is contemporary inside, but tough outside. Because, as one of the owners said, "We want to be able to pick up and go at a moment's notice." [SB ENHANCED DIGITAL CONTENT ON THE IPAD APP](#)



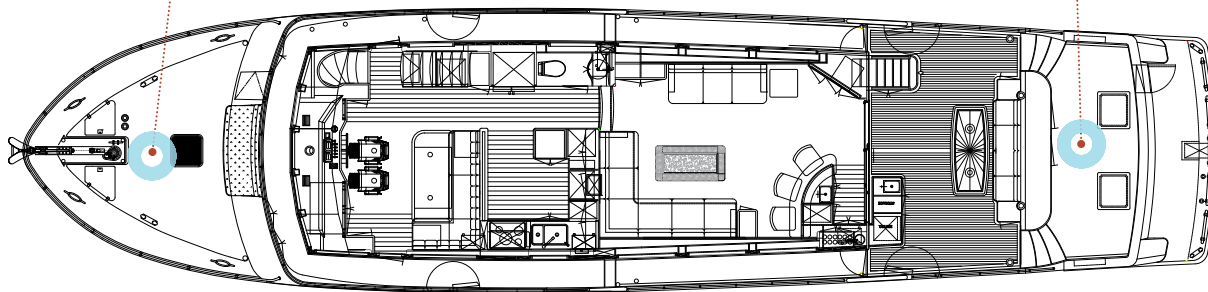
DINING: Two al fresco dining tables are serviced by a dumbwaiter from the galley below and a barbecue up top.

CHILD SAFETY: Gates separate the guest area on the flybridge from the tender and personal watercraft storage.



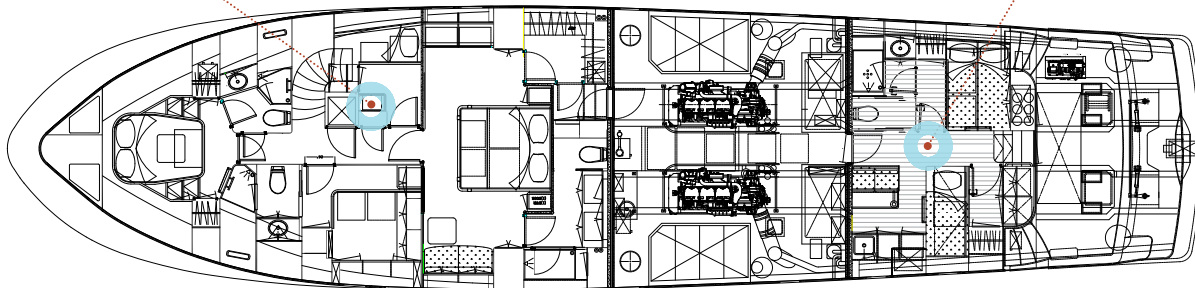
RANGE: High bulwarks, oversized deck drains and an extra 500 gallons of fuel over the standard make her a true long-range boat.

YACHT FISHER: This 86 model's extra length over the 78 model is found in the cockpit, which includes a fighting chair.



GUESTS: Outer Reef's three-cabin layout was reworked to include an additional bunk cabin, which shares a head with the fore cabin.

CREW: The owner's long-time captain enjoys an oversized cabin. The crew quarters also include a second bunk cabin and a dinette.



Specifications:

Builder: Outer Reef Yachts
1850 SE 17th Street, Suite 101
Fort Lauderdale, Florida
Tel: (877) 606-0403
www.outerreefyachts.com

LOA: 86' (26.2m)
BEAM: 21' (6.4m)
DRAFT: 5' 6" (1.7m)
DISPLACEMENT: 180,000 lbs.
POWER: 2 x 1,136-hp Caterpillar C18 ACERT
SPEED (MAX/CRUISE): 17/11 knots

RANGE: 4,200 nm @ 8.5 knots
FUEL CAPACITY: 3,500 U.S. gallons
THRUSTERS: ABT TRAC 38-hp bow and stern thrusters
STABILIZERS: ABT TRAC
GENERATORS: 2 x 26kW Northern Lights
FRESHWATER CAPACITY: 500 U.S. gallons

OWNERS & GUESTS/CREW: 8/3
TENDER: AB Nautilus 15DLX
CONSTRUCTION: FRP
CLASSIFICATION: CE Category A, Unlimited Ocean
NAVAL ARCHITECTURE: Outer Reef Yachts/Tania Yacht Co.
INTERIOR DESIGN: Destry Darr Designs