

Targa 41

RETHINKING COMFORT

INTRODUCING THE ALL NEW TARGA 41



41

ALL NEW, BUT RECOGNIZABLY TARGA

Familiar identity and superior quality connected to trustworthiness, innovative design and unique appeal of Targa, are the foundation of the all-new Targa 41. The unmatched comfort and safety that come with owning a Targa have been taken to the next level. Targa 41 offers an updated experience celebrating the craftsmanship and competence in building modern boats ready to take on the seven seas.

The soul of the seaworthy premium boat brand remains.

Key features

IMPROVED COMFORT

A spacious aft cabin with a large window, generous Comfort Fore Cabin (CFC) with toilet/shower.

A functional layout and refined ergonomics, visibility and accessibility for added safety and superior comfort.

Improved comfort on the aft deck for seating and dining, convenient bulwark gates and wider sliding doors.

SMART DESIGN

Hull optimization for improved performance through state-of-the-art hydrodynamics simulation tools.

New engine room layout for even better noise reduction, noticeable especially in the aft cabin.

Easier service and accessibility through the smart placement of hatches and equipment.

HIGHLY CUSTOMIZABLE

New themed interior options for easier selection and customization of the interior according to preference.

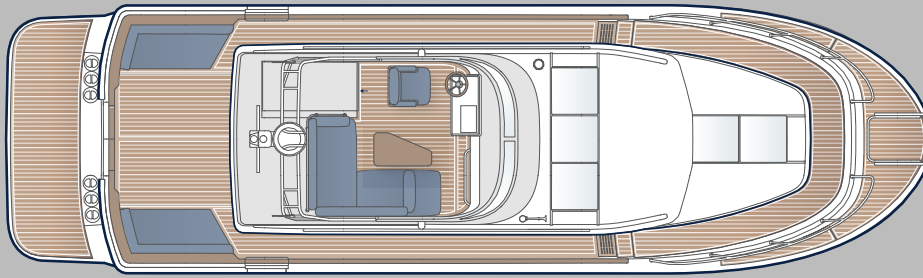
Select hull color, black line or classic exterior fittings, configure equipment according to type of boating.

Hand-made and finished by Targa's craftsmanship and expertise to meet and exceed customer expectations.

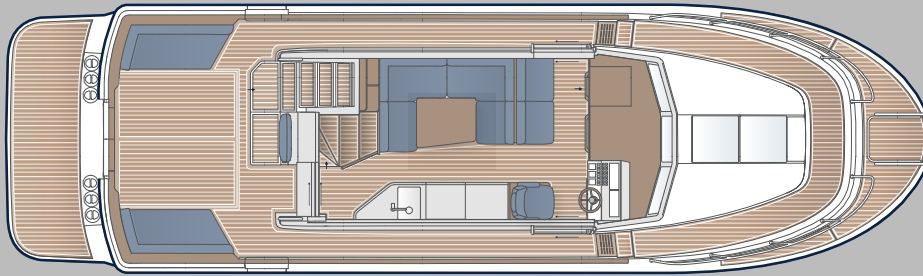


Characterized through a distinctive heritage and true craftsmanship.

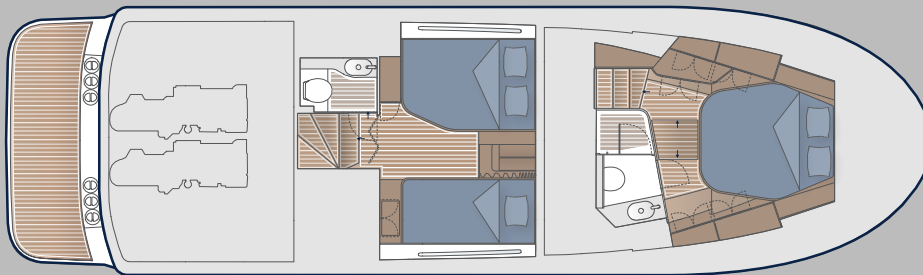




Flybridge



Main deck



Lower deck

TECHNICAL DATA

L.O.A *, meter / feet	13,75 / 45,1
Length (hull), meter / feet	12,62 / 41,4
Beam, meter / feet	4,0 / 13,1
Draught, meter / feet	1,1 / 3,6
Weight	Approx. 10 000 kg
Fuel tank	1500 L
Water tank	350 L
Hot water boiler	40 L
Holding tank	120 L
Engine alternative	2 × D6-400 597 KW / 800 HP
	2 × D6-440 648 KW / 880 HP
	2 × IPS600 648 KW / 880 HP
	2 × IPS650 706 KW / 960 HP
Top speed (800-960 HP), K.T.	37-42
Cruising speed (800-960 HP), K.T.	32-35

STANDARD EQUIPMENT**

Antifouling
Bow ladder, foldable
Handrails s/s on both sides of pilothouse roof
Teak table for aft deck
Bridgedeck-box behind pilothouse
Lockers/seats in aft deck corners
Tip-up opening in teakrail, STBRD & PT
Bulwark gates on aft deck, STBRD & PT
Flybridge for 5 persons incl. teak table
Flybridge full cover tarpaulin, instrument & chair covers
Urethane foam in stringers, hull sides & under berths

Sun curtains polarized for front window & doors
Curtains for aft side windows & aft window
Spring mattress for berths
LED floor light in pilothouse, aft & fore cabin
Large hull window with opening portlight
Clock, barometer & thermometer
Galley incl. water tank, sink, gas cooker & micro 230 V
Refrigerator s/s 130 L
Water heater 40 L
Toilet in aft & fore cabin, electrical seawater flush
Shower with glass shower doors in fore cabin toilet
Targa dinner service for 6
Shower on aft deck, fresh water
Deck wash with hose, salt water
Interceptor trim tabs
Bow thruster (100 kg thrust) incl. back-up battery
Shore power, 2 inlets & isolation transformer
Battery charger 100 A & inverter 3000 W
Outlets 230 V, USB
LED light cable under "roof cap" & LED deck lights
Windscreen wipers incl. wash system
Defroster/heater from engine
Diesel cabin heater
Start battery 2 × 95 Ah GEL
Service battery 4 × 120 Ah GEL (with cross-over switch)
Bilge pump automatic 3 pcs & bilge pump manual 2 pcs
Fire extinguisher automatic in engine room
Fire extinguisher manual, 2 pcs

EXTRA EQUIPMENT **

Coloured hull
Coloured 2-tone deck
Teak on seats
Teak deck complete
Sun shade on aft and/or fore deck
Angled teak box for recessed chart plotter
Carpet with trim in pilothouse
Damped chair for driver
Roof hatch
Dish washer
Fridge box with thermostat in "Bridgedeck box"
Ice maker
Air condition
Generator
Bow lights
Long range running lights
Anchor winch on bow
Anchor winch on transom
Mooring winch electrical
Bimini-top flybridge
Navigation equipment

Preliminary specification and images.
Targa retains the right to make changes.

* Length overall, often abbreviated as (loa, o/a, o.a. or oa) is the maximum length of a vessel's hull measured parallel to the waterline.

** Examples of equipment